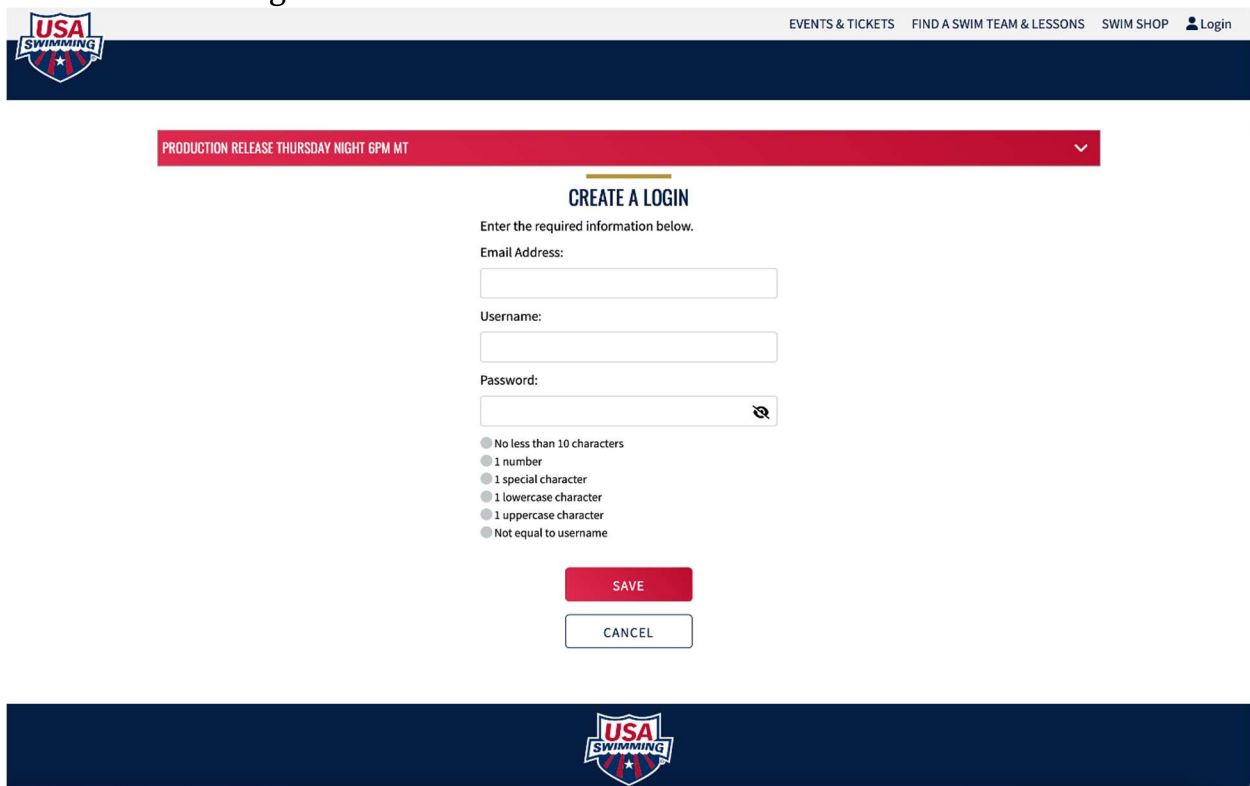


The website is:  
Hub.usaswimming.org

Step 1.

Go to the website. Click on: Create your login- unless the member has created a login in on this website between 8/17/2022 and now, all new and returning members will have to create a login.



The screenshot shows the 'CREATE A LOGIN' page on the USA Swimming website. At the top, there is a navigation bar with the USA Swimming logo on the left and links for 'EVENTS & TICKETS', 'FIND A SWIM TEAM & LESSONS', 'SWIM SHOP', and a 'Login' button on the right. Below the navigation bar is a red banner with the text 'PRODUCTION RELEASE THURSDAY NIGHT 6PM MT' and a downward arrow. The main heading is 'CREATE A LOGIN'. Below this, it says 'Enter the required information below.' There are three input fields: 'Email Address:', 'Username:', and 'Password:'. The 'Password:' field has a small icon of a person with a speech bubble. Below the input fields, there are five bullet points indicating password requirements: 'No less than 10 characters', '1 number', '1 special character', '1 lowercase character', and '1 uppercase character'. Below these requirements are two buttons: a red 'SAVE' button and a white 'CANCEL' button. At the bottom of the page, there is a dark blue footer with the USA Swimming logo.

USA SWIMMING

EVENTS & TICKETS FIND A SWIM TEAM & LESSONS SWIM SHOP Login

PRODUCTION RELEASE THURSDAY NIGHT 6PM MT

**CREATE A LOGIN**

Enter the required information below.

Email Address:

Username:

Password:

- No less than 10 characters
- 1 number
- 1 special character
- 1 lowercase character
- 1 uppercase character
- Not equal to username

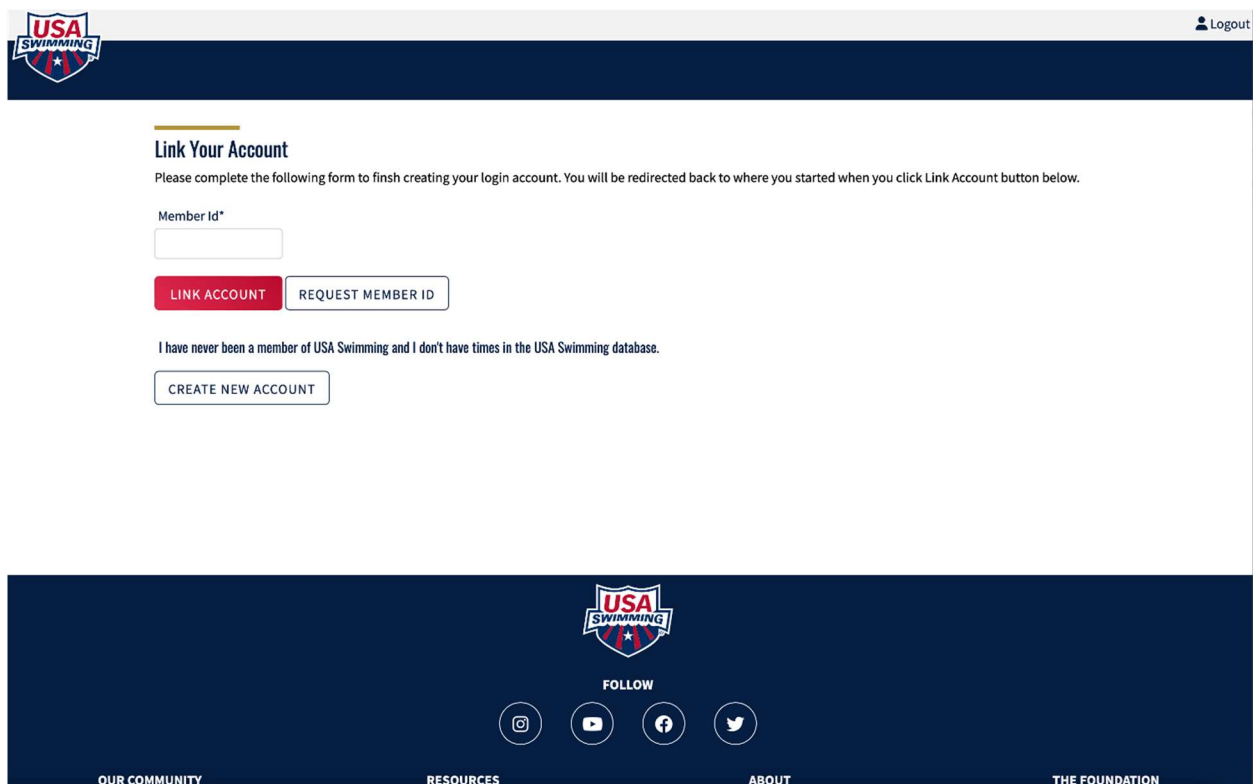
SAVE

CANCEL

USA SWIMMING

## Step 2

- If the member has NEVER been registered with USA Swimming, the member should click the “create new account tab”.
- If the member is a returning member, please click the “request your member ID tab” (white).
- If there is a possibility of the member be registered, ever and the parent is not sure, STOP and contact your club administrator for assistance. If they are not able to respond, please contact [registration@wisconsinswimming.org](mailto:registration@wisconsinswimming.org) to confirm past registration.



The screenshot shows the 'Link Your Account' page on the USA Swimming website. At the top left is the USA Swimming logo, and at the top right is a 'Logout' link. The main heading is 'Link Your Account', followed by a subtext: 'Please complete the following form to finish creating your login account. You will be redirected back to where you started when you click Link Account button below.' Below this is a 'Member Id\*' text input field. Underneath the input field are two buttons: a red 'LINK ACCOUNT' button and a white 'REQUEST MEMBER ID' button. Below these buttons is a checkbox labeled 'I have never been a member of USA Swimming and I don't have times in the USA Swimming database.' with a corresponding 'CREATE NEW ACCOUNT' button. The footer of the page features the USA Swimming logo, a 'FOLLOW' section with icons for Instagram, YouTube, Facebook, and Twitter, and four navigation links: 'OUR COMMUNITY', 'RESOURCES', 'ABOUT', and 'THE FOUNDATION'.

USA SWIMMING Logout

### Link Your Account

Please complete the following form to finish creating your login account. You will be redirected back to where you started when you click Link Account button below.

Member Id\*

LINK ACCOUNT REQUEST MEMBER ID

☐ I have never been a member of USA Swimming and I don't have times in the USA Swimming database.

CREATE NEW ACCOUNT

USA SWIMMING


FOLLOW

OUR COMMUNITY RESOURCES ABOUT THE FOUNDATION

### Step 3

Returning members will see the following screen:

After completing first name, last name and birthdate, the PING site it will email you the information with your new Member ID to the email that was previously on file in the old SWIMS 2.0 platform.

Logout

#### Search for your Member Information

Please complete the following form to finish creating your login account.

First Name\*

Last Name\*

Birth Date\*

Month

Day


Year

SEARCH





BACK

EMAIL ADDRESS

No Results



FOLLOW



OUR COMMUNITY

RESOURCES

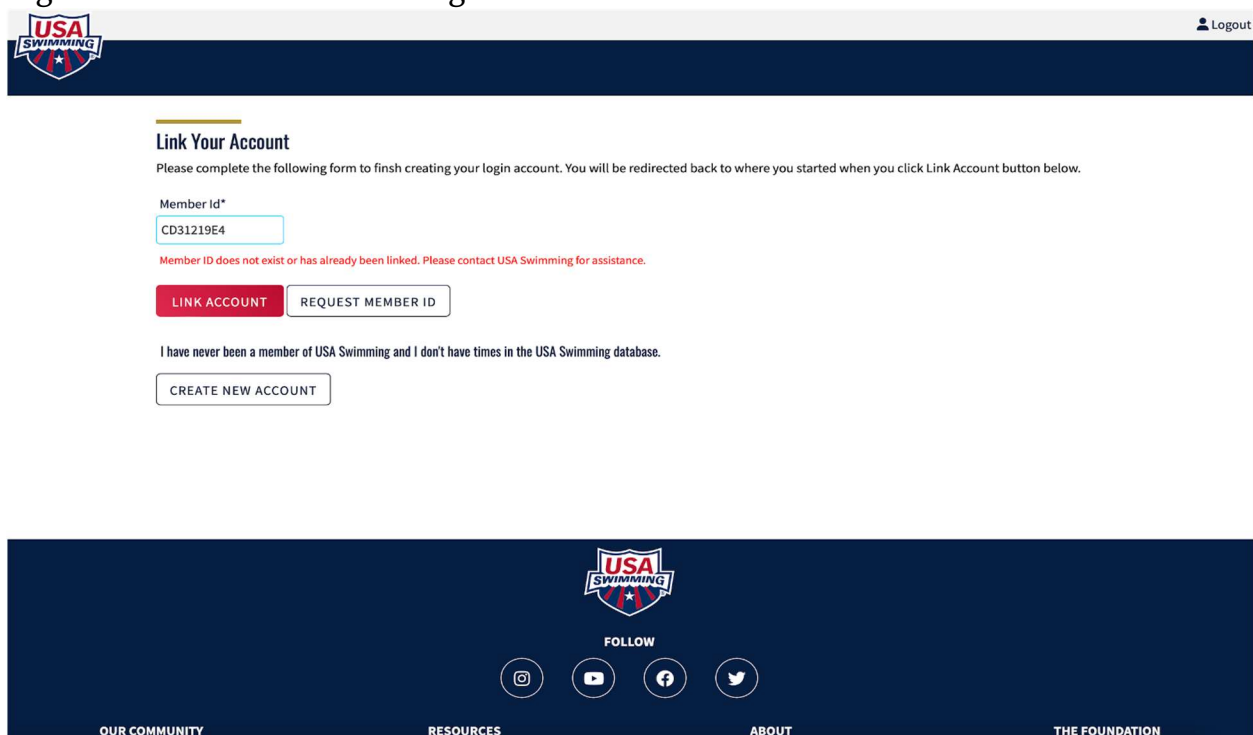
ABOUT

THE FOUNDATION

Step 4: Once the new member ID has been received, please type in the new member ID and click the “link account” tab.

Please Note: If you do not receive that email, please email your club administrator or [registration@wisconsinswimming.org](mailto:registration@wisconsinswimming.org) for assistance.

\*\*\*\*\*Please do NOT click create new account if the member has previously been registered with USA Swimming.\*\*\*\*\*



USA SWIMMING Logout

### Link Your Account

Please complete the following form to finish creating your login account. You will be redirected back to where you started when you click Link Account button below.

Member Id\*

CD31219E4

Member ID does not exist or has already been linked. Please contact USA Swimming for assistance.

LINK ACCOUNT REQUEST MEMBER ID

I have never been a member of USA Swimming and I don't have times in the USA Swimming database.

CREATE NEW ACCOUNT

USA SWIMMING

FOLLOW

OUR COMMUNITY RESOURCES ABOUT THE FOUNDATION

After this is completed, you will be able to use the registration link provided by your club to complete the registration process.